

■ Special functions



General attributes

Approvals / Conformity
Enclosure Type per IEC 60529
Indicator IO-Link comm.
Indicator sensors supply US
Indicator switching function
Mounting instruction
Scope of delivery

Transmission protocol

Electrical attributes

Configurable in-/outputs
Current sum US (Sensor)
Cycle time min.
Eff. operating voltage Ue DC
Indicator modul supply
Inputs
Number of auxiliary interfaces

CE
IP67 (when connected)
Yes, LED green
Yes
Yes
See short guide
12x labels
4x plugs M12
Short guide
IO-Link 1.0

No
1.2 A
3 ms
24 V
Yes, LED green
PNP, Type 2
4x analog inputs (I)

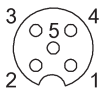
Number of inputs
Operating voltage UB max. DC [V]
Operating voltage UB min. DC [V]
Process data cycle
Transfer rate

8
30.2 V
18 V
30 ms at cycle time min.
COM2 (38.4 kBaud)

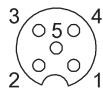
Mechanical attributes

Ambient temperature Ta max.
Ambient temperature Ta min.
Frametype
Height
Housing material
Housing shield
Length
Mounting type
Number of plug-in positions
Storage temperature max.
Storage temperature min.
Style
Width

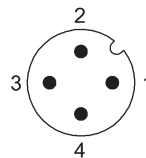
55 °C
-5 °C
1
31.0 mm
Trogamid CX9704
No
115.0 mm
3-hole screw mounting
8
75 °C
-25 °C
Two-row
50.0 mm



Input Ports
PIN 1: +24 V, 100 mA
PIN 2: Input 2
PIN 3: GND
PIN 4: Input 1
PIN 5: not used



Analog input port
PIN 1: +24 V, 100 mA
PIN 2: Analog input/current
PIN 3: GND
PIN 4: not used
PIN 5: Function ground



IO-Link
PIN 1: +24V, 1.6A
PIN 2: not used
PIN 3: GND, Reference potential
PIN 4: C/Q, IO-Link DC-Channel