

- CC-Link
- Input module



General attributes

Approvals / Conformity

CLPA
UL94
CE

Enclosure Type per IEC 60529
Indicator sensors supply US
Indicator switching function
Mounting instruction
Scope of delivery

IP67 (when connected)
Yes, LED green
Yes, LED yellow
See short guide
Ground strap
Screw M4x6
Short guide
20x labels
Circlip
4x plugs M12
CC-Link Ver. 1.1

Transmission protocol

Electrical attributes

Address range
Bus system
Configurable in-/outputs
Current sum US (Sensor)
Eff. operating voltage Ue DC
Inputs

1-64
CC-Link
No
9.0 A
24 V
PNP, Type 2

Number of inputs
Occupied stations
Operating voltage UB max. DC [V]
Operating voltage UB min. DC [V]
Transfer rate max.
Transfer rate min.

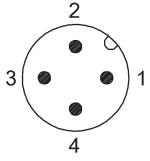
16
1
30.2 V
18 V
10 Mbit/s
156 Kbit/s

Mechanical attributes

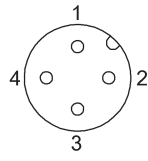
Ambient temperature Ta max.
Ambient temperature Ta min.
Height
Housing material
Housing shield
Length
Mounting ground strap
Mounting type
Number of plug-in positions
Storage temperature max.
Storage temperature min.
Style
Surface protection
Width

55 °C
-5 °C
37.9 mm
GD-ZnAl4Cu1 (die-cast zinc)
Yes
224.0 mm
M4
2-hole screw mounting
8
70 °C
-25 °C
Two-row
Cu 15 μ / Ni 15 μ
68.0 mm

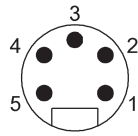
BNI CCL-104-100-Z001
BNI002F



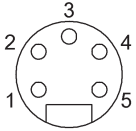
Bus In
PIN 1: SLD
PIN 2: DB
PIN 3: DG
PIN 4: DA



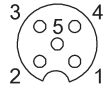
Bus Out
PIN 1: SLD
PIN 2: DB
PIN 3: DG
PIN 4: DA



PIN 1: GND
PIN 2: GND
PIN 3: Function ground
PIN 4: Sensor and bus supply.
PIN 5: not used
Power In



PIN 1: GND
PIN 2: GND
PIN 3: Function ground
PIN 4: Sensor and bus supply.
PIN 5: not used
Power Out



Input Ports
PIN 1: +24V, 0.2A
PIN 2: Input 2
PIN 3: GND
PIN 4: Input 1
PIN 5: Function ground