

- ProfiNet
- Digital mixed functions



General attributes

Approvals / Conformity
Device description file

Enclosure Type per IEC 60529
Indicator actuators supply UA
Indicator sensors supply US
Indicator switching function
Mounting instruction
Scope of delivery

Transmission protocol
MTTF

Electrical attributes

Address range
Bus system
Configurable in-/outputs
Current sum US (Sensor)
Eff. operating voltage Ue DC
Inputs
Number of inputs
Number of outputs 2A
Operating voltage UB max. DC [V]
Operating voltage UB min. DC [V]

CE
GSDML-V2.2-Balluff-BNI-
PNT-305-105-20120403.xml
IP67 (when connected)
Yes, LED green
Yes, LED green
Yes, LED yellow
See short guide
Circlip
Ground strap
4x plugs M12
Screw M4x6
Short guide
20x labels
ProfiNet
64 a

IPV4
ProfiNet
No
9.0 A
24 V
PNP, Type 2
8
8
30.2 V
18 V

Switching output
Transfer rate max.
Transfer rate min.

Mechanical attributes

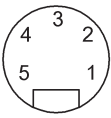
Ambient temperature Ta max. 70 °C
Ambient temperature Ta min. -5 °C
Height 37.9 mm
Housing material GD-ZnAl4Cu1 (die-cast zinc)
Housing shield Yes
Length 224.0 mm
Mounting ground strap M4
Mounting type 2-hole screw mounting
Number of plug-in positions 8
Storage temperature max. 70 °C
Storage temperature min. -25 °C
Style Two-row
Surface protection Cu 15 µ / Ni 15 µ
Width 68.0 mm

Remarks

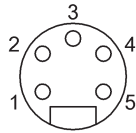
For further information on MTTF/B10d, please refer to the MTTF / B10d Certificate.

Specification of the MTTF value and the B10d value do not represent any binding quality and/or life expectancy guarantees.

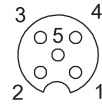
BNI PNT-305-105-Z015
BNI005K



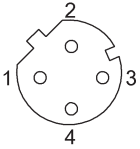
PIN 1: 0V
PIN 2: 0V
PIN 3: Function ground
PIN 4: Sensor and bus supply.
PIN 5: Actuator supply
Power In



PIN 1: 0V
PIN 2: 0V
PIN 3: Function ground
PIN 4: Sensor and bus supply.
PIN 5: Actuator supply
Power Out



I/O Ports
PIN 1: +24V, 0.2A
PIN 2: In-/output/Diagnostics
PIN 3: 0V
PIN 4: In-/output
PIN 5: Function ground



PIN 1: TD+
PIN 2: RD+
PIN 3: TD-
PIN 4: RD-
Profinet Port