

- ProfiNet
- Intelligent functions



General attributes

Approvals / Conformity
Device description file

Enclosure Type per IEC 60529
Indicator actuators supply UA
Indicator IO-Link comm.
Indicator sensors supply US
Indicator switching function
Mounting instruction
Scope of delivery

Transmission protocol

Electrical attributes

Address range
Bus system
Configurable in-/outputs
Current sum US (Sensor)
Eff. operating voltage Ue DC
Inputs
IO-Link
IO-Link Specification

CE
GSDML-V2.2 Balluff-BNI-PNT-508-105-Z031-JJJJMMTT.xml
IP67 (when connected)
Yes, LED green
Yes, LED green
Yes, LED green
Yes, LED yellow
See short guide
Ground strap
Circlip
4x plugs M12
Screw M4x6
Short guide
20x labels
ProfiNet

IPV4
ProfiNet
Yes
16.0 A
24 V
PNP, Type 2
Master
1.1

Number of auxiliary interfaces
Number of inputs
Number of outputs 2A
Operating voltage UB max. DC [V]
Operating voltage UB min. DC [V]
Switching output
Transfer rate

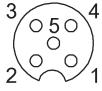
Transfer rate max.
Transfer rate min.

Mechanical attributes

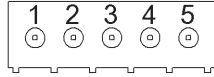
Ambient temperature Ta max.
Ambient temperature Ta min.
Height
Housing material
Housing shield
Length
Mounting ground strap
Mounting type
Number of plug-in positions
Storage temperature max.
Storage temperature min.
Style
Surface protection
Width

8x IO-Link
16
16
30.2 V
18 V
PNP
COM2 (38.4 kBaud)
COM1 (4.8 kBaud)
COM3 (230.4 kBaud)
100 Mbit/s
10 Mbit/s

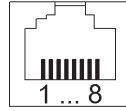
70 °C
-5 °C
47.0 mm
GD-ZnAl4Cu1 (die-cast zinc)
Yes
185.4 mm
M4
2-hole screw mounting
8
70 °C
-25 °C
Two-row
Cu 15 μ / Ni 15 μ
84.4 mm



IO-Link
PIN 1: +24V, 1.6A
PIN 2: In-/output/Diagnostics
PIN 3: 0V
PIN 4: IO-Link/In-/output
PIN 5: n.c.



PIN 1: +24 V, US
PIN 2: GND
PIN 3: +24 V, UA
PIN 4: GND
PIN 5: Function ground
Power



Ethernet Port
PIN 1: Tx+
PIN 2: Tx-
PIN 3: Rx+
PIN 4: n.c.
PIN 5: n.c.
PIN 6: Rx-
PIN 7: n.c.
PIN 8: n.c.