

■ Digital mixed functions



General attributes

Approvals / Conformity
Enclosure Type per IEC 60529
Indicator actuators supply UA
Indicator IO-Link comm.
Indicator sensors supply US
Indicator switching function
Mounting instruction
Scope of delivery

CE
IP67 (when connected)
Yes, LED green
Yes, LED green
Yes, LED green
Yes, LED yellow
See short guide
Ground strap
Circlip
4x plugs M12
Screw M4x6
Short guide
20x labels
IO-Link 1.0

Transmission protocol

Electrical attributes

Configurable in-/outputs
Current sum US (Sensor)
Cycle time min.
Eff. operating voltage Ue DC
Indicator modul supply
Inputs
Number of inputs

Yes
9.0 A
3 ms
24 V
Yes, LED green
PNP, Type 2
16

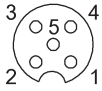
Number of outputs 2A
Operating voltage UB max. DC [V]
Operating voltage UB min. DC [V]
Process data cycle
Switching output
Transfer rate

16
30.2 V
18 V
18 ms at cycle time min.
PNP
COM2 (38.4 kBaud)

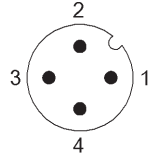
Mechanical attributes

Ambient temperature Ta max.
Ambient temperature Ta min.
Frametype
Height
Housing material
Housing shield
Length
Mounting ground strap
Mounting type
Number of plug-in positions
Storage temperature max.
Storage temperature min.
Style
Surface protection
Width

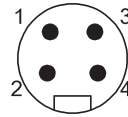
70 °C
-5 °C
1
32.4 mm
GD-ZnAl4Cu1 (die-cast zinc)
Yes
181.5 mm
M4
2-hole screw mounting
8
70 °C
-25 °C
Two-row
Cu 15 μ / Ni 15 μ
68.0 mm



I/O Ports
PIN 1: +24 V, 300 mA
PIN 2: Input/Output 2
PIN 3: GND
PIN 4: Input/Output 1
PIN 5: Function ground



IO -Link
PIN 1: +24V
PIN 2: not used
PIN 3: GND
PIN 4: C/Q, IO-Link DC-Channel



PIN 1: +24V
PIN 2: +24V
PIN 3: GND
PIN 4: GND
Power In