

**Produktinformation**

**Flow switch  
 Novafix PD-...FH**

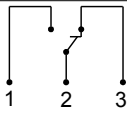


- Highly reproducible
- Insensitive to dirt
- Precise setting of the switching valve by means of rotation

**Characteristics**

Mechanical flow switch, for fluid media, with no-contact triggering of an adjustable Reed contact.  
 Robust construction in PVC material.

**Technical data**

<b>Switch</b>	Reed switch	
<b>Nominal width</b>	DN 15..80	
<b>Process connection</b>	flange	
<b>Adjustment range</b>	2..500 l/min	For details see table "Ranges"
<b>Q<sub>max.</sub></b>	up to 600 l/min	
<b>Hysteresis</b>	Depending on the switching value, minimum 1 l/min	
<b>Tolerance</b>	±5 % of full scale value	
<b>Pressure resistance</b>	PN 10 bar	
<b>Medium temperature</b>	-20..+60 °C	
<b>Ambient temperature</b>	-20..+70 °C	
<b>Media</b>	Water (oils and gases available on request)	
<b>Wiring</b>	Transformer No. 0.213 	
<b>Switching voltage</b>	max. 250 V AC	
<b>Switching current</b>	max. 1.5 A	
<b>Switch performance</b>	max. 50 VA	
<b>Protection class</b>	2 - Safety insulation	
<b>Ingress protection</b>	IP 44	
<b>Connection</b>	Plug DIN 43650-A / ISO 4400	
<b>Materials medium-contact</b>	1.4310, Delta Tone/sial coated, PVC, Viton, hard ferrite	
<b>Non-medium-contact materials</b>	ABS	
<b>Weight</b>	see table "Dimensions and weights"	

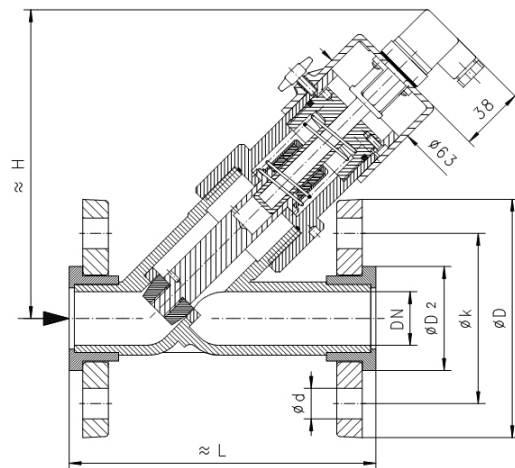
<b>Installation location</b>	Standard: horizontal inwards flow; switching head not recommended underneath; other installation positions are possible; the installation position affects the switching point and range.
------------------------------	---

**Ranges**

The adjustment range is suitable for horizontally decreasing flows.

Type	Nominal width	Adjustment range		Q <sub>max. rec.</sub>	
		l/min H <sub>2</sub> O		l/min H <sub>2</sub> O	
PD-015FH...	DN 15	2 - 8	4 - 20	20	30
PD-020FH...	DN 20	4 - 20	10 - 40	40	60
PD-025FH...	DN 25	10 - 40	20 - 60	60	90
PD-032FH...	DN 32	20 - 60	30 - 100	100	130
PD-040FH...	DN 40	30 - 100	50 - 150	150	180
PD-050FH...	DN 50	50 - 150	100 - 200	250	
PD-065FH...	DN 65	100 - 200	150 - 330	400	
PD-080FH...	DN 80	150 - 300	330 - 500	600	

**Dimensions and weights**



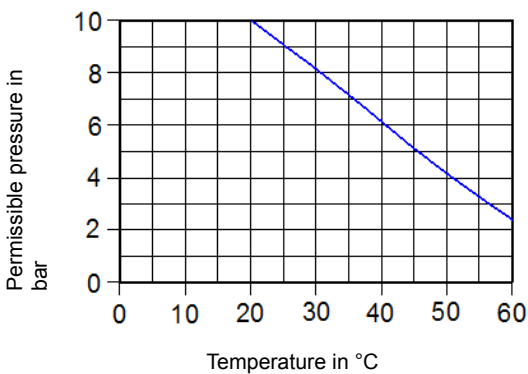
Seal surface up to DN 50 smooth  
 from DN 65 grooved

Types	H mm	L mm	D mm	D2 mm	k mm	d mm	Weight kg
PD-015FH...	170	130	95	34	65	4xØ14	0.9
PD-020FH...	174	150	105	41	75	4xØ14	1.1
PD-025FH...	186	160	115	50	85	4xØ14	1.3
PD-032FH...	196	180	140	61	100	4xØ18	1.6
PD-040FH...	194	200	150	73	110	4xØ18	2.0
PD-050FH...	194	230	165	90	125	4xØ18	2.6
PD-065FH...	240	290	185	106	145	4xØ18	3.6
PD-080FH...	240	310	200	125	160	8xØ18	4.8

**Produktinformation**

**Handling and operation**

- Include straight calming section of 5 x DN in inlet and outlet.
- If the media are dirty, install a filter (use magnetic filter for ferritic components).
- It must be ensured that the values given for voltage, current, and power are not exceeded.
- When switched on, a load must be connected in series.
- The electrical details apply to ohmic loads. Capacitive, inductive and lamp loads must be operated using a protective circuit.
- Remove the transport lock (white plastic screw in acrylic glass body) before commissioning. Then close the threaded hole with the sticker included in the scope of supply.
- Do not exceed permissible pressure depending on the temperature (see diagram)



**Ordering code**

PD-  1.  2.  3.  4.

F H

○=Option

1. Nominal width	
015	DN 15
020	DN 20
025	DN 25
032	DN 32
040	DN 40
050	DN 50
065	DN 65
080	DN 80
2. Process connection	
F	flange
3. Connection material	
H	PVC
4. Adjustment range H <sub>2</sub> O for horizontally decreasing inwards flow	
008	2 - 8 l/min
020	4 - 20 l/min
040	10 - 40 l/min
060	20 - 60 l/min
100	30 - 100 l/min
150	50 - 150 l/min
200	100 - 200 l/min
300	150 - 300 l/min
330	150 - 330 l/min
500	330 - 500 l/min

**Options**

- Signal lamp
- Protection class IP 65
- Adjustment ranges with oil and gas
- Selected hysteresis
- Rhodium contact
- Special values
- Metal cap

**Ordering information**

- Specify low direction, material and adjustment range.
- For viscous media, state viscosity, temperature and medium (e.g. ISO VG 68) (enquire about metering range).
- For gases, state pressure (relative or absolute), temperature and medium (e.g. air) (request display range).