



Cert. No. LRQ 0963008

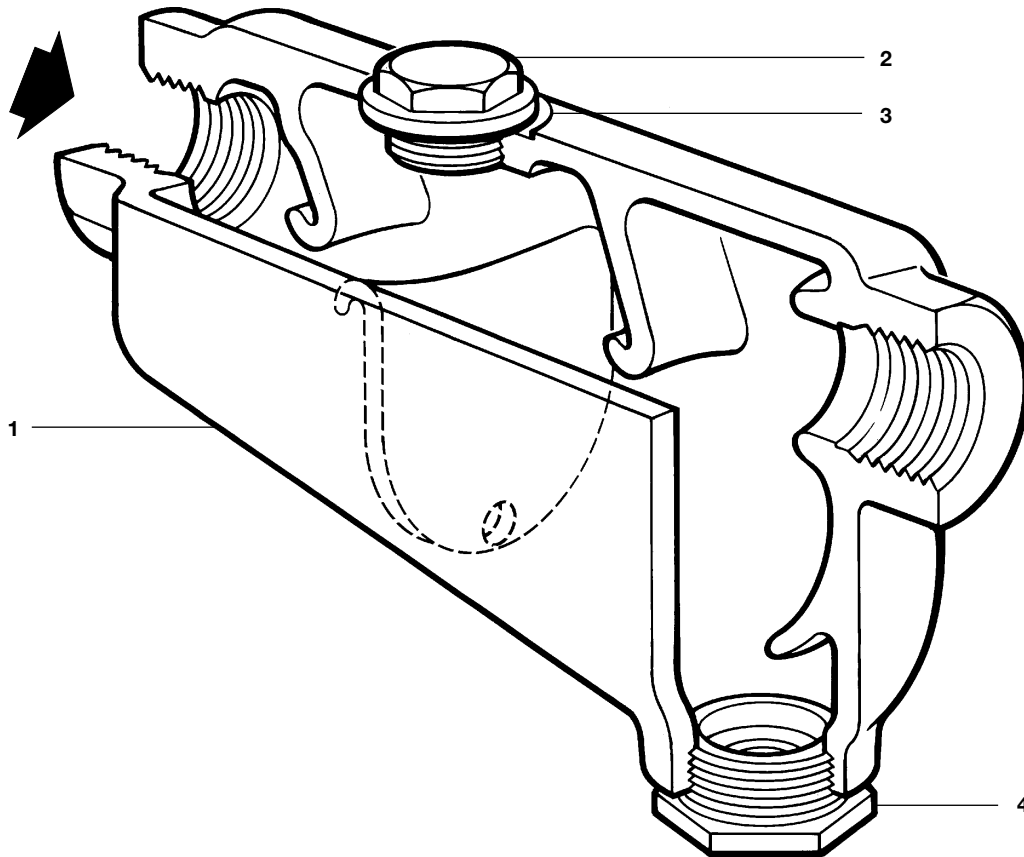
ISO 9001

spirax/sarco

S2

Cast Iron Separator (Screwed)

TI-P023-07
ST Issue 6



Description

The S2 separator is a cast iron baffle type separator used for the removal of entrained liquids in steam, compressed air or gas systems. The fitting of insulation jackets will increase the performance of the separator.

Standards

This product fully complies with the requirements of the European Pressure Equipment Directive 97/23/EC.

Certification

This product is available with a manufacturers' Typical Test Report.
Note: All certification/inspection requirements must be stated at the time of order placement.

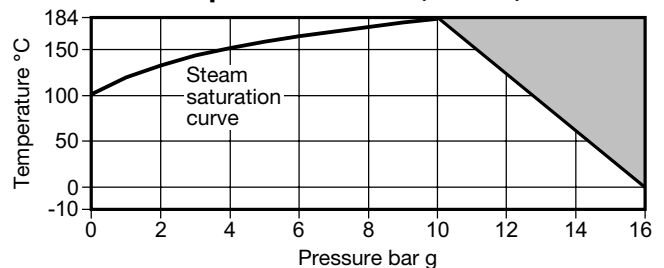
Sizes and pipe connections

1¼", 1½" and 2" screwed BSP or NPT.

Materials

No. Part	Material	
1 Body	Cast iron	ASTM A126 CI B
2 Plug (2" only)	SG iron	DIN 1693 GGG 40
3 Gasket (2" only)	Reinforced exfoliated graphite	
4 Drain reducing bush	Steel	ASTM A105

Pressure/temperature limits (ISO 6552)



The product **must not** be used in this region.

Body design conditions	PN16
PMA Maximum allowable pressure	16 bar g @ 0°C
TMA Maximum allowable temperature	184°C @ 10 bar g
Minimum allowable temperature	-10°C
PMO Maximum operating pressure for saturated steam service	10 bar g
TMO Maximum operating temperature	184°C @ 10 bar g
Minimum operating temperature	-10°C
Note: For lower operating temperatures consult Spirax Sarco	
Designed for a maximum cold hydraulic test pressure of 24 bar g	

Local regulations may restrict the use of this product to below the conditions quoted.

In the interests of development and improvement of the product, we reserve the right to change the specification without notice without notice.



© Copyright 2008

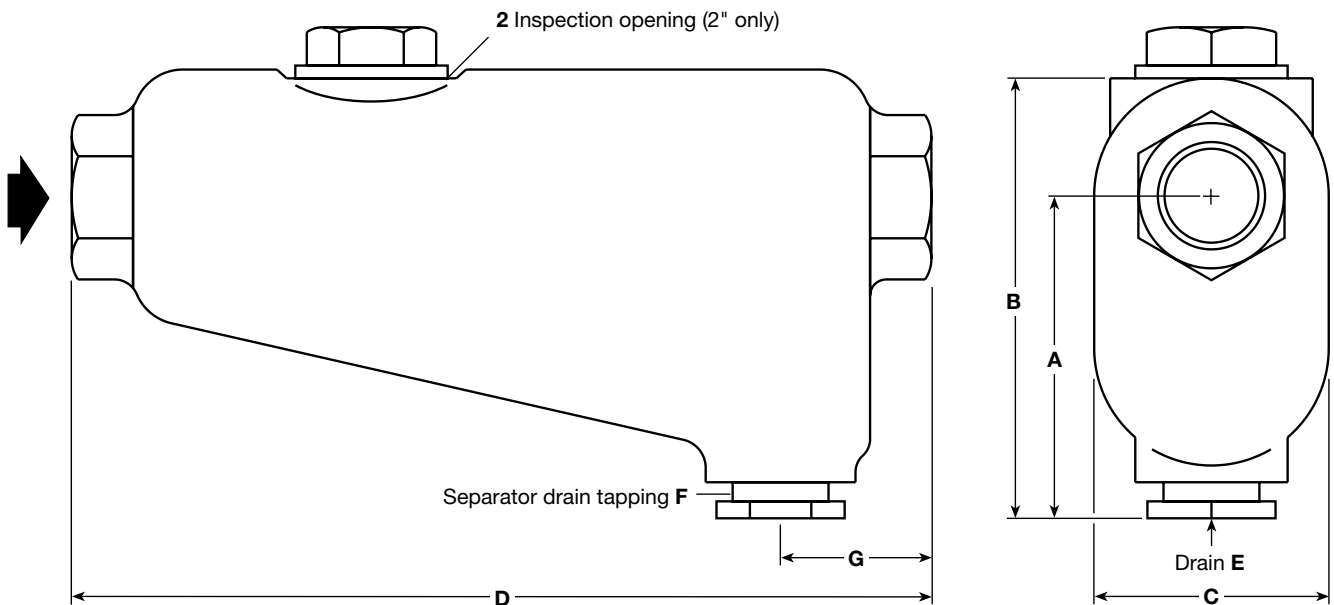
Dimensions, weights and volumes

(approximate) in mm, kg and litres

Size	A	B	C	D	E	F	G	Weight	Volume
1¼"	111	156	89	304	½"	1½"	60	9.6	1.5
1½"	111	156	89	304	½"	1½"	60	9.6	1.5
2"	166	205	117	397	½"	1½"	71	19.0	3.2

Recommended tightening torques

Item	Size	 or 	mm	N m
2	2"	60 A/F	M72	190 - 210



Safety information, installation and maintenance

For full details see the Installation and Maintenance Instructions (IM-P023-55) supplied with the product.

Installation note:

Install in a horizontal pipeline with the drain directly below. **Note:** To ensure that any separated liquid is drained away quickly, a suitable liquid drainer or steam trap must be connected to the drain connection 'E' - consult Spirax Sarco for further details.

Disposal

This product is recyclable. No ecological hazard is anticipated with the disposal of this product, providing due care is taken.

How to order

Example: 1 off 2" Spirax Sarco S2 separator with cast iron body having screwed BSP connections.