


HIGH-ACCURACY MINIATURE UNIVERSAL LOAD CELLS

CELLS SURFACE MOUNT STYLE 51 mm (2") DIAMETER

STANDARD AND METRIC MODELS

**Tension/Compression
Calibrated in Tension**
0-25 lb to 0-10,000 lb
0-100 to 0-50,000 N

1 Newton = 0.2248 lb
1 daNewton = 10 Newtons
1 lb = 454 g
1 t = 1000 kgf = 2204 lb



STANDARD
LC204-100 shown
actual size.



Cable style
LC204/LCM204 units.

LC204/LCM204 Series LC214/LCM214 Series



Standard

METRIC
LCM214-100N
shown actual size.

Twist-lock connector
LC214/LCM214 units.



Bottom view of all units,
Shown smaller than actual size.

- ✓ 0.25% Interchangeability for Scale Applications
- ✓ Miniature Package for Test Stands and Difficult Locations
- ✓ Designed to be Mounted on a Flat Surface
- ✓ 5-Point Calibration

OMEGA's LC204/LCM204 Series load cells are designed to be surface mounted with the load applied through the mounting stud. The high linearity (0.15%) and all stainless steel construction make them ideal for industrial and commercial weighing and for force measuring applications.

SPECIFICATIONS

Excitation: 10 Vdc, 15 Vdc maximum

Output: 2 mV/V ±0.25%

5-Point Calibration (in Tension):
0%, 50%, 100%, 50%, 0%

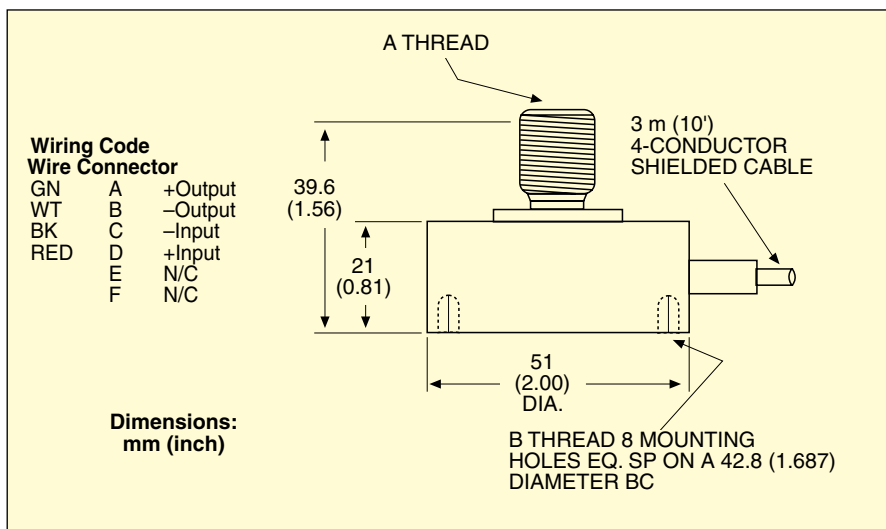
Linearity: ±0.15% FSO

Hysteresis: ±0.1% FSO

Repeatability: ±0.05% FSO

Zero Balance: ±2% FSO

Operating Temp Range:
-46 to 107°C (-50 to 225°F)



Dimensions: mm (inch)

MODEL	A THREAD	B THREAD
LC204/LC214	½-20 UNF-2A 19 (0.75) L	10-32 UNF 6.3 (0.25) DP min
LCM204/LCM214	M12 x 1.75 19 (0.75) L	M5 x 0.8 6.3 (0.25) DP min

Compensated Temp Range:

16 to 71°C (60 to 160°F)

Protection Class: IP65

Thermal Effects:

Zero: 0.0045% FSO/°F

Span: 0.009% FSO/°F

Safe Overload: 150% of capacity

Ultimate Overload: 300% of capacity

Input Resistance: 360 Ω minimum

Output Resistance: 350 ±10 Ω

Construction: Stainless steel

Electrical: 3 m (10') 4-conductor shielded cable

LC214/LCM214 Mating Connector:
PT06F10-6S (sold separately)

LC214/LCM214 Cable Assembly with Twist Lock Connector:
CA-4PC24-2-015 (sold separately)



STANDARD
LC204-100 shown
actual size.



Bottom view of all units,
shown smaller than actual size.



METRIC
LCM214-100N
shown actual size.

STANDARD MODELS

To Order Visit omega.com/lc204 for Pricing and Details

CAPACITY		MODEL NO.		COMPATIBLE METERS**
lb	N	CABLE	CONNECTOR	
25	111	LC204-25	LC214-25	DPiS, DP41-S, DP25B-S
50	222	LC204-50	LC214-50	DPiS, DP41-S, DP25B-S
100	445	LC204-100	LC214-100	DPiS, DP41-S, DP25B-S
200	890	LC204-200	LC214-200	DPiS, DP41-S, DP25B-S
300	1334	LC204-300	LC214-300	DPiS, DP41-S, DP25B-S
500	2224	LC204-500	LC214-500	DPiS, DP41-S, DP25B-S
1000	4448	LC204-1K	LC214-1K	DPiS, DP41-S, DP25B-S
2000	8897	LC204-2K	LC214-2K	DPiS, DP41-S, DP25B-S
2500	11,121	LC204-2.5K	LC214-2.5K	DPiS, DP41-S, DP25B-S
5000	22,242	LC204-5K	LC214-5K	DPiS, DP41-S, DP25B-S
8000	35,587	LC204-8K	LC214-8K	DPiS, DP41-S, DP25B-S
10,000	44,484	LC204-10K	LC214-10K	DPiS, DP41-S, DP25B-S

Comes complete with 5-point NIST-traceable calibration and 59 k Ω shunt data.

** Visit omega.com for compatible meters. DPiS meter suitable for one direction measurement only.

Ordering Examples: LC204-25, 25 lb capacity surface mount load cell.

LC204-1K, 1000 lb capacity surface mount load cell.

METRIC MODELS

To Order Visit omega.com/lcm204 for Pricing and Details

CAPACITY		MODEL NO.		COMPATIBLE METERS**
N	lb	CABLE	CONNECTOR	
100	22	LCM204-100N	LCM214-100N	DPiS, DP41-S, DP25B-S
200	45	LCM204-200N	LCM214-200N	DPiS, DP41-S, DP25B-S
500	112	LCM204-500N	LCM214-500N	DPiS, DP41-S, DP25B-S
1000	225	LCM204-1KN	LCM214-1KN	DPiS, DP41-S, DP25B-S
2000	450	LCM204-2KN	LCM214-2KN	DPiS, DP41-S, DP25B-S
5000	1124	LCM204-5KN	LCM214-5KN	DPiS, DP41-S, DP25B-S
10,000	2248	LCM204-10KN	LCM214-10KN	DPiS, DP41-S, DP25B-S
20,000	4496	LCM204-20KN	LCM214-20KN	DPiS, DP41-S, DP25B-S*
50,000	11,241	LCM204-50KN	LCM214-50KN	DPiS, DP41-S, DP25B-S*

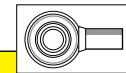
Comes complete with 5-point NIST-traceable calibration and 59 k Ω shunt data.

* 4-digit meter. ** Visit omega.com for compatible meters. DPiS meter suitable for one direction measurement only.

Ordering Examples: LCM204-100, 100 N capacity surface-mount load cell.

LCM204-5KN, 5000 N capacity surface-mount load cell.

ACCESSORIES



MODEL NO.	DESCRIPTION
REC-012F	Rod end for LC204/LC214 Series
MREC-M12F	Rod end for LCM204/LCM214 Series
PT06F10-6S	Mating connector for LC214/LCM214 series load cells
CA-4PC24-2-015	Cable assembly with twist lock connector for LC214/LCM214 series load cells