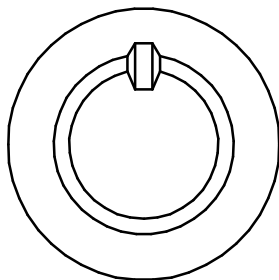
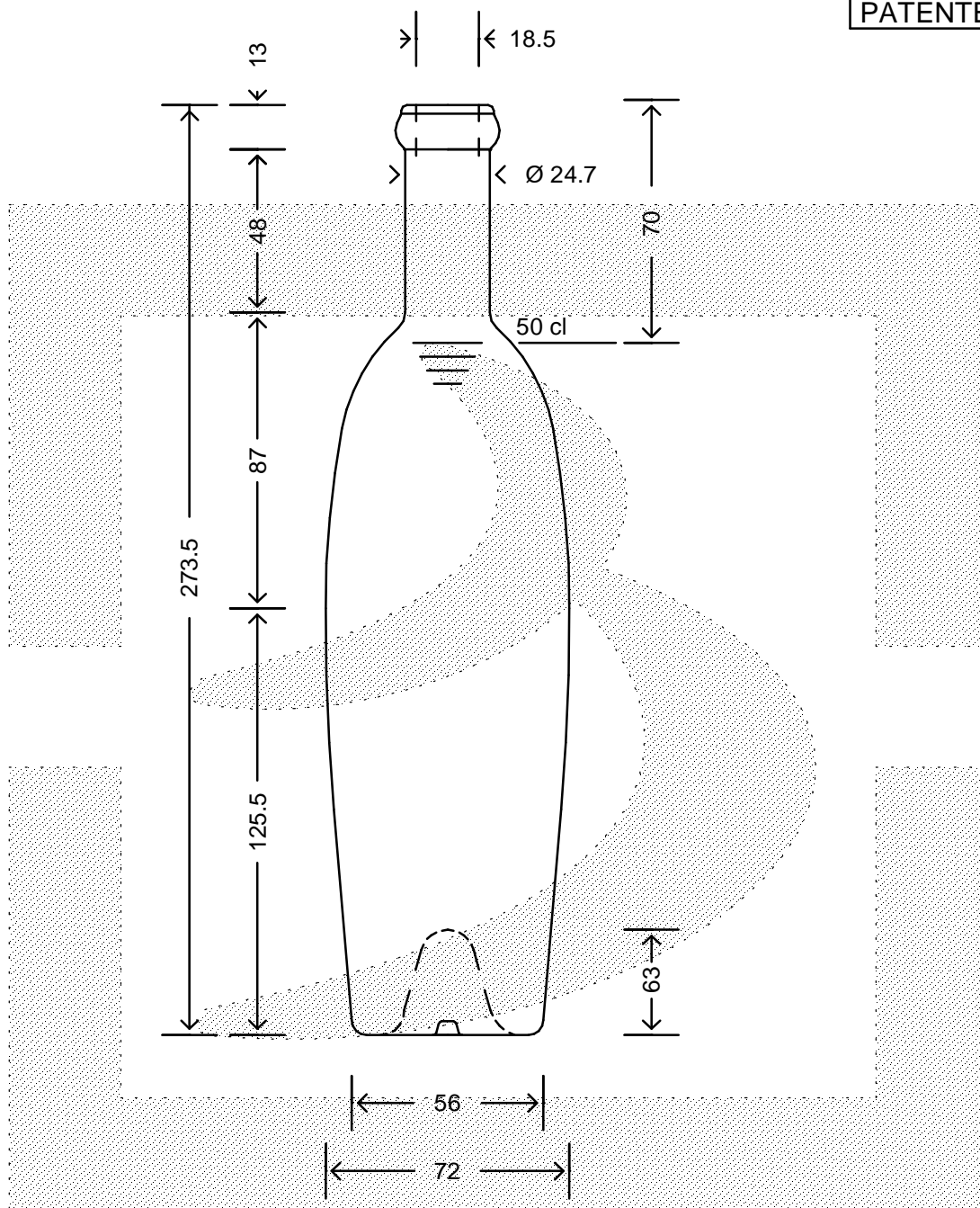



LE QUOTE SONO ESPRESSE IN mm-SOLO QUELLE CON INDICAZIONE DI TOLLERANZA SONO IMPEGNATIVE
 DIMENSIONS ARE EXPRESSED IN mm - ONLY DIMENSIONS WITH TOLERANCES ARE MANDATORY

MOD.DEP.
 PATENTED



Data ultimo aggiornamento: 20/02/2015
 Data della stampa: 20/02/2015

 bruni glass ITALY-Tel.+39-(02)484361 USA/CDN-Tel.+1-(514)633-9247	ARTICOLO	: BOT. MODULOR 500 MD N TRATT *	SCALA	: -	ALTEZZA	: 273,500		
	ITEM	: BOT. MODULOR 500 MD N TRATT *	SCALE	: -	HEIGHT	: 273,500		
	CAPACITA' R.B. (c.c.):	517,000	PESO VETRO (gr):	450,000	M.T.B.	: -	DIAMETRO:	72,000
	BRIMFULL CAP. (c.c.):	517,000	GLASS WEIGHT (gr.):	450,000	M.T.B.	: -	DIAMETER:	72,000
BOCCA	: MADLEINE	COLORE	: BIANCO	COD. N.	: 08263T1			
FINISH	: MADLEINE	COLOUR	: BIANCO	COD. N.	: 08263T1			