


# SW

Side Loading Case Packer for RSC and/or Wrap Around Cases/Trays

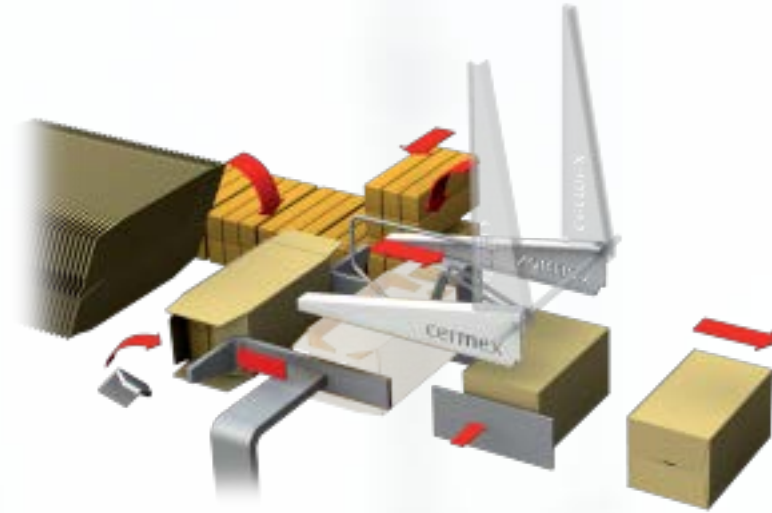


- Forming, side loading and sealing on a single machine for three types of packaging
- Patented case extraction system
- Very compact and uniform unit
- Advanced ergonomics and accessibility

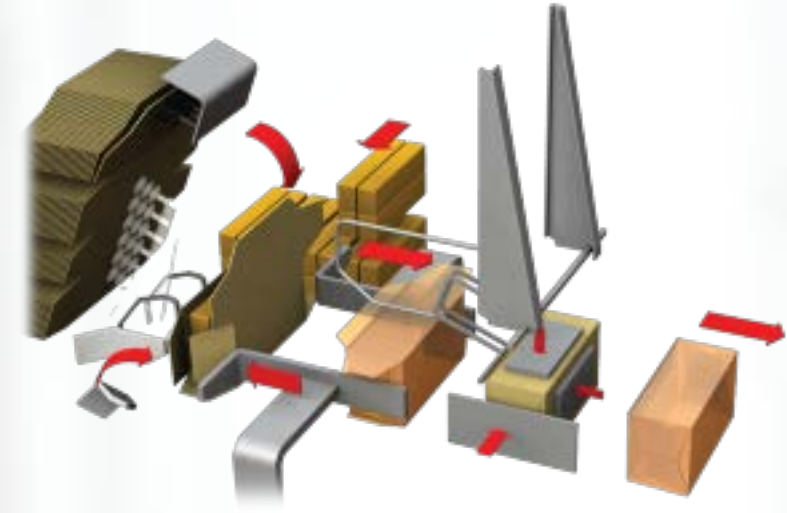


# SW


Side Loading Case Packer for RSC and/or Wrap Around Cases/Trays



RSC



Wrap Around Cases





## A side loading solution for RSC and wrap around blanks to meet your specific requirements:

### TECHNICAL CHARACTERISTICS

- Numerous hygiene adaptations
- Same case automation module for both RSC and wrap around blanks
- Extremely compact 4m<sup>2</sup> footprint
- Ability, within the same footprint, to seal cases with glue or tape
- Case magazine height lowered to 850mm to improve blank handling by the operator
- Collating system adapted to the nature, shape and rigidity of the product

### ADVANTAGES

- Absence of product retention zones so that products fall directly on the ground, at the infeed, collation and loading stations, thanks to sloping plates
- Improved operator access to the case handling part, in particular the loading station
- Size changeover times optimised thanks to centralised setting points and the integration of changeover assistance via IVO digital counters (as an option)
- Integration of labeller and/or ink jet coder, whatever the machine configuration
- Optional control of products at the infeed by integrated vision system

### PERFORMANCE

- For requirements in terms of speed and smooth handling, the loading operation can be carried out by a "Pick & Pack" gripper: pneumatic, mechanic, robotic, 2-axis, 3-axis, 6-axis, or Scara
- Speed: up to 13 cases per minute depending on the type of product and collation

	Speed	Length	Width	Height	Top Flap	Bottom Flap	L+W
		L	B	H			
<b>SW21.40</b>							
Adhesive tape RSC Case	11 c/min	150/450	140/375	110/400	70/187.5	70/187.5	290/750
Holt Melt glue RSC Case	12 c/min	150/450	110/375	110/400	55/187.5	55/187.5	260/750
<b>SW22.40</b>							
Holt Melt glue Wrap around	13 c/min	150/320	150/350	110/400	75/175	75/175	450/950
<b>SW23.40</b>							
Holt Melt glue RSC Case	12 c/min	150/450	110/375	110/400	55/187.5	55/187.5	750
Holt Melt glue Wrap around	13 c/min	150/320	150/350	110/400	75/175	75/175	450/950

## First in line

Cermex  
87, route de Seurre - B.P.3 - 21910 Corcelles-lès-Cîteaux - France  
Tél. : +33 (0) 380 707 100

Gebo Cermex Headquarters  
Rue du Commerce, CS 73455 Reichstett - 67455 Mundolsheim - France  
Tél. : +33 (0) 388 183 850

contact.us@geboacermex.com

www.geboacermex.com

