


CORRUGATED MACHINERY

CTF 440VX

Large Format Tray Former



where products meet packaging®

Building upon the robust and flexible design of the ADCO CTF 440V tray former, the CTF 440VX adds the capability of forming large format trays (blank sizes up to 46" wide by 38" tall). The ergonomically designed CTF 440VX delivers class-leading performance at speeds up to 40 cycles per minute and it is capable of forming a wide range of glued and self-locking tray styles. Featuring a 5' powered magazine, fast "no-tool" changeover, and a precision servo-controlled forming section, the reliable and simple to operate CTF 440VX is ideal for the most demanding production environments. Like all ADCO machines, the CTF 440VX is constructed in stainless steel and is available in standard or washdown configurations.

Benefits

- Servo-controlled tray forming section enhances precision and reliability
- Flexible design makes tray size and style changes easier and less costly
- Fast, no-tool changeover improves productivity and reduces downtime
- Stainless steel construction improves cleanability and eliminates corrosion
- Easy to load high capacity magazine reduces operator fatigue and increases run time
- Advanced guard design keeps operators safe and maximizes maintenance access

CTF 440VX Large Format Tray Former

Product Features

- Stainless steel construction
- Ergonomically-designed 5' long horizontal powered magazine (extensions available)
- Servo-controlled forming section
- Capable of forming glued or self-locking large format trays
- Nordson® ProBlue hot melt glue system (when glue is specified)
- Allen-Bradley® PLC control system with touch screen HMI
- PackML Programming
- Category 3 safety system with a fully-interlocked barrier guard package
- Many options available upon request

Typical Applications

- Retail Ready/Display Ready
- Beverage
- Consumer products
- Frozen foods
- Meat & Poultry
- Refrigerated/Fresh foods


Utilities

Electrical

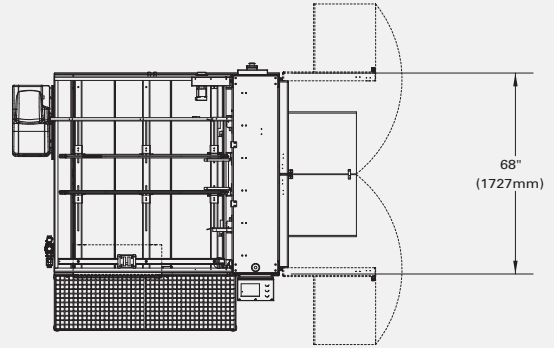
230/460 VAC, 3-Phase with ground (PE), 60 Hz

Air Consumption

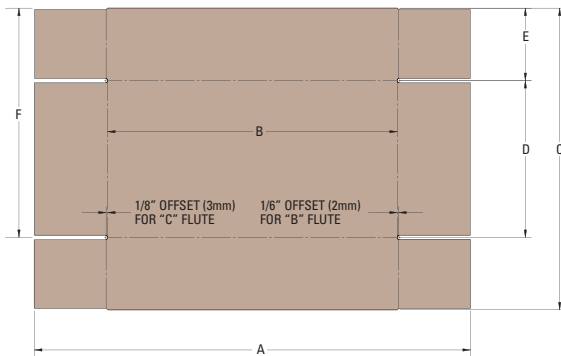
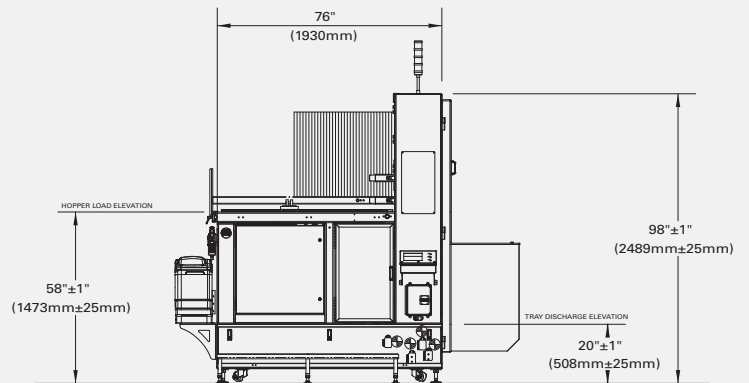
10 CFM @ 95 PSI



PLAN VIEW



SIDE ELEVATION



CARTON SIZE RANGE

Dimensions	(in)		(mm)	
	Min	Max	Min	Max
A	14.25	46	360	1165
B	8.25	40	210	1015
C	13	38	330	965
D	7	26	180	660
E	3	12	75	305
F	10	29	255	735

Not all minimums and maximums apply.
Special modifications are available to extend the size range.



For more information on this product, scan the QR code with your mobile device.